

TEL. 9554725, 55110031

PABX-575,

Mail: fxdeal@janatabank-bd.com

Exchange Rate Circular - 085

EFFECTIVE DATE: 06-08 May 2021

JANATA BANK LIMITED

TREASURY DEPT.(FRONT OFFICE)

HEAD OFFICE, DHAKA

INDICATIVE ONLY: Rates may vary in the

same day

For Previous Rate Sheet Click

<https://goo.gl/URA0t4>

DATE : 06 May 2021

Thursday

A) CROSS RATE OF SYD, TOK, HKG & S.E. ASIAN MARKETS AS ON 06/05/2021

	GBP/USD	EUR/USD	USD/JPY	USD/C.DLR	USD/S.FRA	AUD/USD
SELLING	1.3896	1.1999	109.3500	1.2170	0.9139	0.7809
BUYING	1.3893	1.1998	109.3800	1.2170	0.9143	0.7809

B) JANATA BANK LTD'S CASH

CURRENCY & T.C TO PUBLIC TK PER UNIT OF FOREIGN CURRENCY

SELLING	CURRENCY	BUYING	SELLING	CURRENCY	BUYING
86.8000	US Dollar	84.1000	23.6000	Saudi Riyal	22.1000
117.4000	G. B. Pound	112.4000	24.0000	UAE. Dirham	23.0000
103.4000	Euro	99.0000	20.8000	MAL.Ringit	18.0000
66.8375	Aus. Dollar	57.3875	1.2400	Indian Rupee	1.1500

BE SAME AS SELLING T.T.& O.D AND BUYING O.D. TRANSFER

SELLING		NAME OF CURRENCY	BUYING			
T.T.& O.D.	B.C.		T.T.CLEAN	T.T.DOC	O.D.SIGHT EXP.BILLS	O.D. TRANSFER
84.9500	84.9500	US Dollar	84.2000	84.1500	84.1000	83.9000
120.1274	120.2691	G. B. POUND	116.5071	116.3320	116.0886	115.6252
103.9874	104.2234	EURO	100.0950	99.4371	99.2905	99.0939
0.8001	0.8064	JP.YEN	0.7729	0.7661	0.7648	0.7145
71.8167	71.9953	CAN.DLR	70.3822	70.3027	70.0896	69.4309
94.3931	94.5555	SWISS.FRANC	92.9048	92.7064	92.6060	92.0678
223.0000	222.7810	OMANIAN RIYAL	219.1501	211.9164	211.2743	207.0000
11.2500	11.4190	H.K.DLR	10.9095	10.8979	10.8661	10.8342
64.7548	67.1458	SING.DLR	63.3862		62.1340	58.5210
2.7503	2.7548	THI.BAHT	2.7167		2.7059	2.6979
20.7995	20.8190	MAL.RINGIT	20.5379		20.4562	20.3963
23.3010	23.3092	UAE.DIRHAM			22.9816	22.9975
22.8201	22.8781	SAUDI RIYAL			22.5103	22.4400
20.5000	21.8563	QATAR RIYAL				19.0000
283.7540	286.9958	KUWAIT DINAR				256.0000
224.7528	224.0943	BAHRAIN DINAR				216.0355
13.5625	14.1628	CHINESE YUAN				12.5000

D) USANCE RATE:	30 DAYS	60 DAYS	90 DAYS	120 DAYS	150 DAYS	180 DAYS
US Dollar	83.5988	83.1077	82.6165	82.1253	81.6342	81.1430
G. B. POUND	115.4090	114.7294	113.7585	113.3701	112.6905	112.0109
EURO	98.7066	98.1227	97.2886	96.9550	96.3711	95.7872

E) FORWARD RATE:		1 MONTH	2 MONTHS	3 MONTHS	6 MONTHS	1 YEAR
SELLING	US Dollar	85.5270	85.8040	86.1309	87.3119	0.0000
BUYING	US Dollar	84.6053	85.0604	85.3158	86.5315	0.0000


F) NFCD INTT RATE, EFFECT ON: 01.05.2021 To 15.05.2021	1 MONTH	3 MONTHS	6 MONTHS	12 MONTHS
US Dollar	0.10698	0.17594	0.20437	0.28043
G. B. POUND	0.04713	0.08367	0.11347	0.16596
EURO	0.00000	0.00000	0.00000	0.00000


G) LIBOR AS ON 05/05/2021, 60 DAYS 0.14175 90 DAYS 0.16988 180 DAYS 0.20063


H) INDICATIVE RATE OF 01 SDR, USD WITH NTL, CUR OF ACU MEMBERS AS IMF RATE 30/04/2021	IN.RS	N.RS	SL.RS	PK.RS	BD TK	USD
USD 1	74.0232	110.2926	175.4613	134.8577	84.5800	
SDR 1	106.2964	158.3787	251.9603	193.6540	121.4558	1.4360


IN CASE OF AUS. DOLLAR CASH RATE WILL BE USED FOR T.T ALSO

Rates mentioned in row C, D, E and F are applicable only for bank's own customers.


Md. Nur Islam
PO
Prepared By


Syeda Hasinatul Jannat
SPO
Checked By


Md. Abubakar Siddique
AGM
Authorized Signature


Shipra Biswas
AGM
Authorized Signature